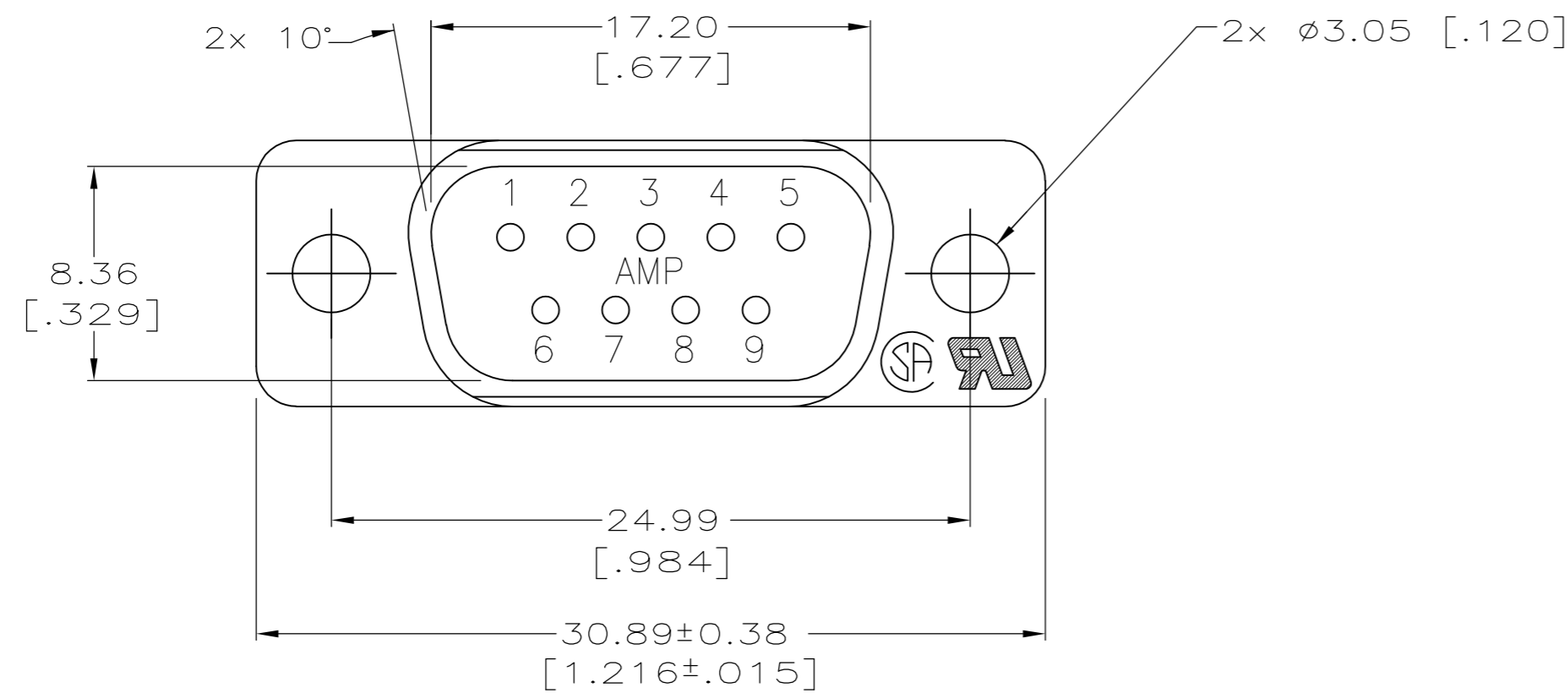
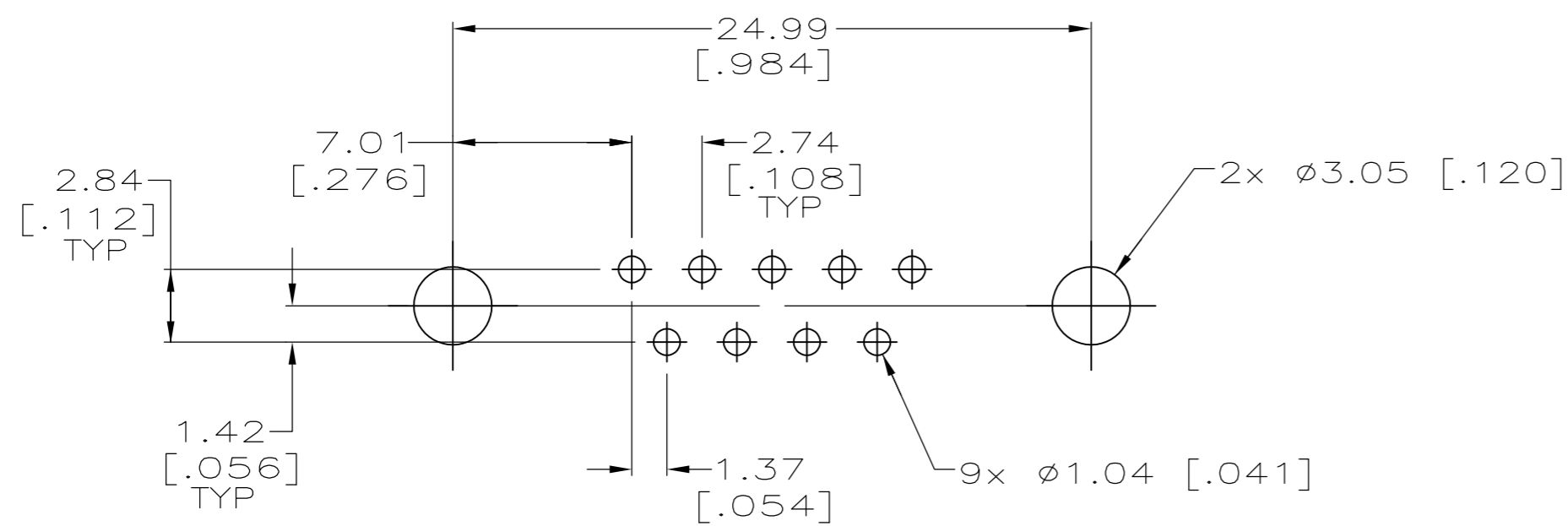
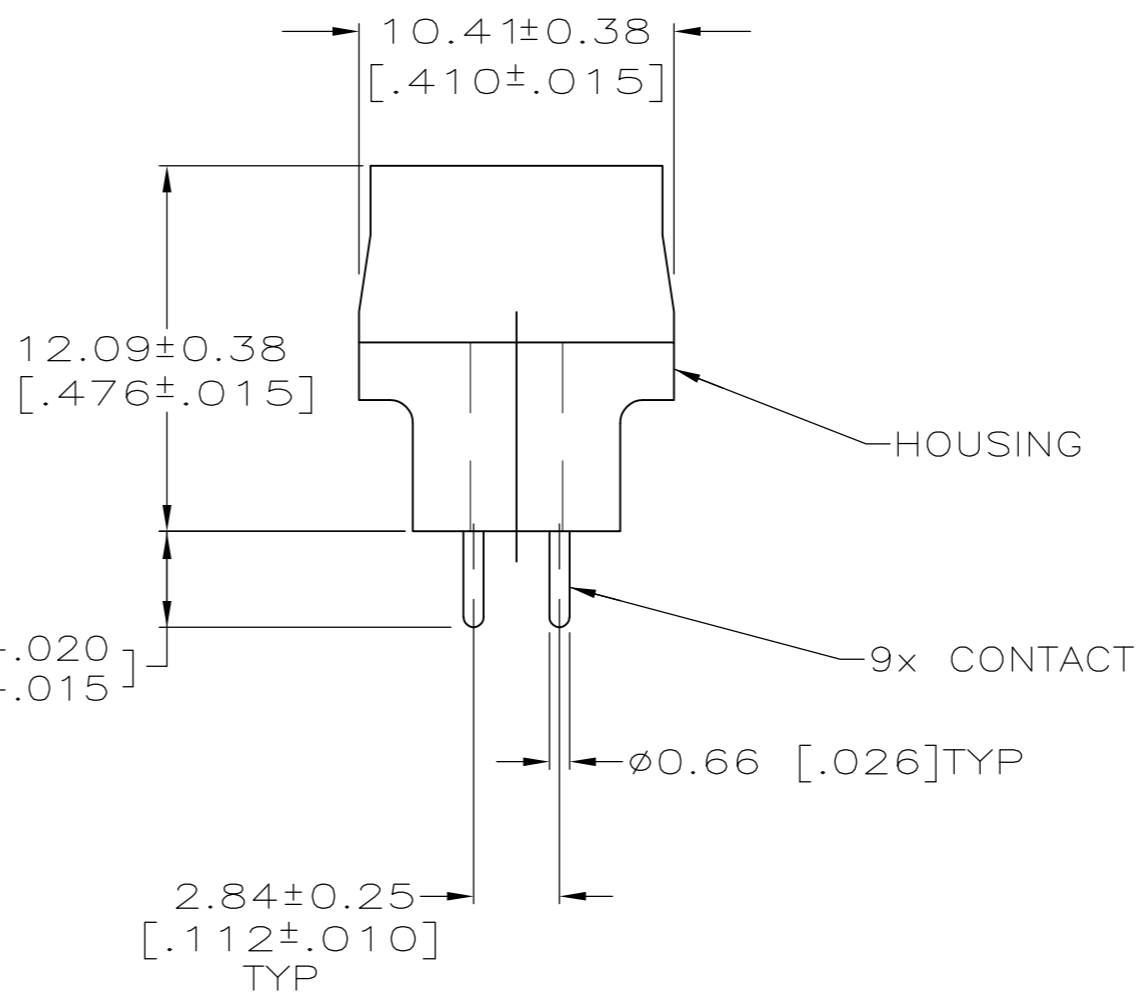
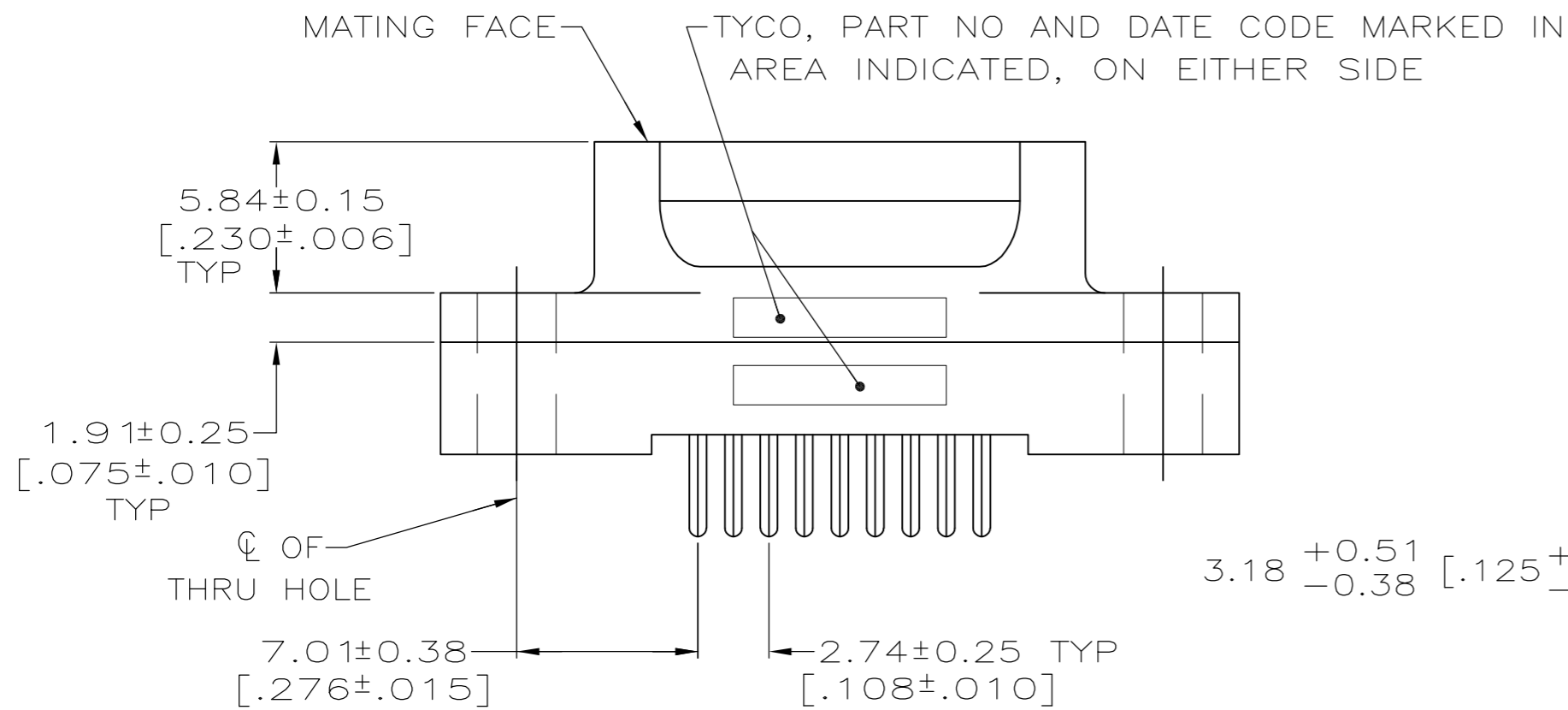


THIS DRAWING IS UNPUBLISHED. RELEASED FOR PUBLICATION
 © COPYRIGHT - By - ALL RIGHTS RESERVED.

LOC		DIST		REVISIONS			
P	LTR	DESCRIPTION		DATE	DWN	APVD	
GP	00	A1	REVISED PER ECO-11-004835		11MAR11	RK	HMR



- 1 HOUSING: BLACK POLYESTER, UL 94V-0 RATED.
CONTACTS: BRASS.
- 2 GOLD PLATED FOR LENGTH OF 3.81[.150] MIN FROM MATING END, GOLD FLASH IN MATED AREA, 2.54µm [.000100] MIN TIN ON SOLDER END, BOTH OVER 1.27µm [.000050] MIN NICKEL.
- 3 GOLD PLATED FOR LENGTH OF 3.81[.150] MIN FROM MATING END, 0.76µm [.000030] MIN GOLD IN MATED AREA, 2.54µm [.000100] MIN TIN ON SOLDER END, BOTH OVER 1.27µm [.000050] MIN NICKEL.
OR
GOLD FLASH OVER PALLADIUM NICKEL PLATED FOR LENGTH OF 3.81 [.150] MIN FROM MATING END, 0.76µm [.000030] MIN PALLADIUM NICKEL IN MATED AREA, 2.54µm [.000100] MIN TIN ON SOLDER END, BOTH OVER 1.27µm [.000050] MIN NICKEL.



RECOMMENDED PC BOARD MOUNTING DIMENSIONS

3	5208006-2
2	5208006-1
CONTACT FINISH	PART NO

THIS DRAWING IS A CONTROLLED DOCUMENT.		DWN G.PETERS 12SEP05		
DIMENSIONS: mm [INCHES]		CHK S.BOLASH 12SEP05		
TOLERANCES UNLESS OTHERWISE SPECIFIED:		APVD M.WALMSLEY 12SEP05	NAME	
0 PLC ± -	1 PLC ± -	PRODUCT SPEC	PLUG ASSEMBLY, SIZE 1, 9 POSN, VERTICAL, AMPLIMITE HD-20	
2 PLC ± 0.13 [.005]	3 PLC ± -	APPLICATION SPEC	SIZE	CAGE CODE
4 PLC ± -	ANGLES ± 2°		A2	00779
MATERIAL	FINISH	WEIGHT -	DRAWING NO	RESTRICTED TO
1	2 3		C=5208006	-
CUSTOMER DRAWING			SCALE 4:1	SHEET 1 of 1
			REV A1	